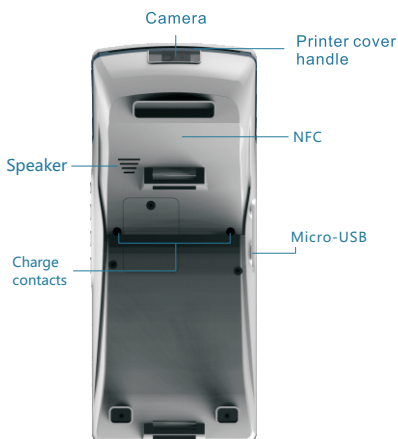
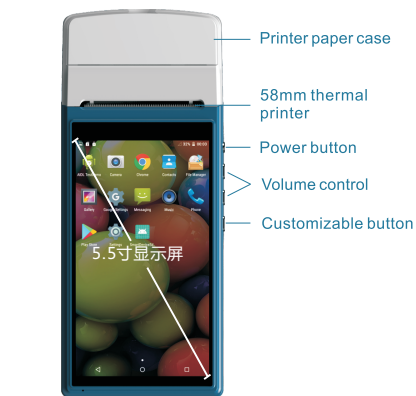
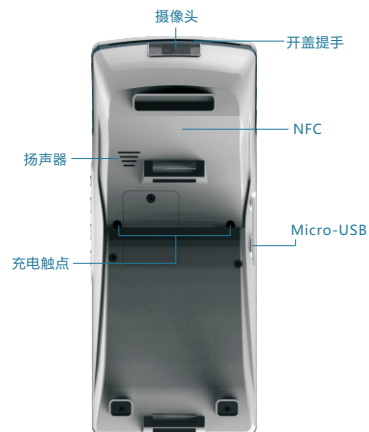
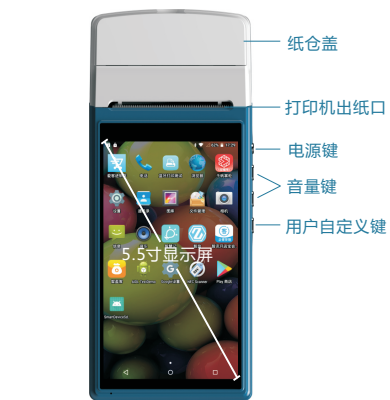




产品使用指南
智能终端



User Manual
Mobile terminal



Micro-USB调试接口
仅用于开发者调试，此接口不支持充电

SIM卡槽
注意：插入或取出SIM卡时，请务必让机器处于关机状态，若开机状态下插拔可能造成机器故障。
打开SIM卡盖，插入SIM卡
(SIM卡支持移动/联通)

充电触点
(避免与水、金属物体、其他带电设备接触)

打印说明
本机支持58mm热敏打印，规格为57±0.5mm*Φ40mm
· 请通过开盖提手开启打印纸仓，勿强行打开纸仓，防止打印头齿轮磨损；
· 将打印纸正确放入纸仓，并拉出部分纸至切刀外；
· 盖好纸仓，打印纸安装完成
注意：如果打印内容空白，请检查纸卷方向是否放反。

电池说明/注意事项
· 本机选配的是不可拆卸内置锂电池请勿自行拆卸；
· 为保护电池的使用寿命，建议随时充电，不要等到电池耗光后再充电。

常见故障排除

- 1、打印机不工作**
 - 请确认纸仓盖子正确关闭；
 - 确认使用合适的打印纸，并正确安装；
 - 请检查纸仓是否放置了57*40mm的热敏打印卷纸；
 - 打印空白内容时，请检查卷纸是否放反。
- 2、开不了机（如：设备电量过低）**
 - 将机器连接充电器到插座上，充电3分钟；
 - 检查屏幕是否正常显示充电状态；
- 3、死机怎么办**
长按电源键11秒，进入重启状态。

Micro-USB debug interface
Only for developer debugging, this interface does not support charging

SIM card slot
Note: when you insert or remove a SIM card, please make sure that the machine is turned off, if on the power-on state, it may cause a malfunction.
Open the SIM card cover and insert the SIM card
(Support 3G and 2G network(WCDMA and GSM))

Charging contacts
(avoid contact with water, metal objects, other electric devices)

Print instructions
The machine supports 58mm thermal printing, paper roll size: 57±0.5mm*Φ40mm
· Please pull up the lid handle to open the paper cabin, do not force open the paper cabin, to prevent the print head gear wear;
· Place the paper in the paper cabin correctly and pull out some paper to the cutter;
· Cover the printer handle, the paper installation is complete.
Note: if the printing content is blank, please check whether the roll direction is reversed.

Battery instructions/notes
· The machine is equipped with non-removable built-in lithium battery Do not disassemble;
· To protect the battery life, it is recommended to charge at any time, do not wait until the battery is depleted and then charge.

Common trouble-shooting

- 1、The printer does not work**
 - Make sure the paper cover is closed correctly;
 - Make sure use the appropriate paper and install it correctly;
 - Please check whether the paper holder has a 57*40 mm thermal printing roll paper;
 - When printing blank content, check whether the paper roll is reversed.
- 2、Can not power on the machine**
 - Device battery is too low, use the original charger, charging at least 3 minutes then trying to boot;
 - If the boot does not normally display the boot screen, restart after shutdown, pay attention to long press the power button till the boot screen displayed.

注意事项

安全警告

- 请将交流电插头插入与配件电源适配器上标识输入相对应的交流电插座中；
- 严禁在存有任有潜在爆炸性气体的场所使用；
- 非专业人员不要随意打开电源适配器以免发生危险；
- 此为A级产品。在生活环境中，该产品可能会造成无线电干扰，在这种情况下，可能需要用户对于干扰采取切实可行的措施。
- 关于电池的更换
 1. 用错误型号电池更换会有爆炸的危险；
 2. 更换后的旧电池应交与维修人员处置，切勿把它投入火中！

重要安全说明

- 避免在雷电期间安装或使用，否则有被雷电点击的危险；
- 当您发现有异常气味，过热或者烟雾情形下，请立刻切断电源；
- 撕纸刀较锋利，请勿触碰！

建议

- 不要在靠近水或者潮湿的环境中使用，避免液体落入终端中；
- 不要在极冷、热环境中使用，例如靠近火源或点燃的香烟；
- 不要摔、投掷或弯折；
- 尽量在清洁无尘环境中使用，避免细小物品落入终端中；
- 在未获允许的情况下，不要在医疗设备附近使用。

声明

本公司不对以下行为负责
· 不在本指南说明的条件下使用和维护所造成的损坏；
· 对于如何因选材或耗材（非本公司提供之最初产品或认可产品）造成的损坏或问题；
· 本公司将不承担任何责任。未经本公司同意，无权进行产品的拆卸修改或变动。

免责声明

由于产品的更新，此文档的某些细节可能与产品不符，请以实物为准，此文档的解释版权归本公司。保留预先通知的情况下，修改本说明书的权利。

包装配件

- 1*纸卷
- 1*USB线
- 1*充电器
- 1*用户指南（含1*产品保修卡，1*产品合格证）
- 1*充电底座(选配)

Notice

Safety warning

- Plug the AC adapter into the AC outlet relative to the identification on the adapter;
- Prohibit use in any potentially explosive gas places;
- Non-professionals do not disassemble the device optionally to avoid danger.
- This is a Class A product. In the daily environment, this product may cause radio interference. In this case, the user may be required to take effective measures for the interference.

Important safety instructions

- Avoid installation or use during the thunder and lightning in case electric shock by lightning.
- When you notice abnormal smell, over heat or smoke Please cut off the power immediately.

Statement

- If the use and maintenance of damage is not obeyed to this guide, the company will not assume any responsibility.
- Without our consent disassemble, the Company will not assume any responsibility;
- Due to natural disasters or man-made damage to the product, the company will not assume any responsibility.

Disclaimer

Due to product updates, some of the details of this document may not match with the product, please in kind prevail. Interpretation of this document is owned by the Company. Reserve the right to modify this specification without prior notice.

Accessories

- 1*Roll
- 1*USB cable
- 1*User Manual
- 1*adaptor
- 1*Warranty Card, 1*Qualified Certification
- 1*Charging Base(optional)

产品保修卡

产品名称: _____
产品型号: _____
产品编号: _____
购买日期: _____
保修期限: 自购买日起, 我公司提供 _____ 天保修服务。

以下情况恕不提供免费保修:

1. 未经允许擅自拆卸修理的产品;
2. 产品条码、易碎贴破损及保修卡涂改、残缺的;
3. 未按照说明书的要求操作设备所引起的故障;
4. 因进水或跌落而造成的故障、划伤等人为损坏;
5. 因不可抗拒因素造成的故障或损坏;
6. 保修期限外。

联系信息

公司地址: _____
联系电话: _____

产品合格证

产品名称: 移动智能终端

产品名称: _____

生产地: 中国深圳

Warranty Card

Product Name: _____
Product Model: _____
Item No. : _____
Purchase Date: _____
Warranty period: From the date of purchase, we provide _____ days warranty.

The following situations will not provide free warranty :

1. Without permission disassemble repair products.
2. Product barcode, fragile stickers damaged and warranty card altered, incomplete.
3. Fault caused by operation not in accordance with the requirements of the manual.
4. The fault caused by falling into water or man-made damage, scratches etc.
5. Fault or damage caused by force majeure factors.
6. Out of warranty period.

Contact information

Company address: _____
Contact number: _____

Qualified certificate

Product Name: Intelligent Mobile Data Terminal

Inspector: _____

Place of origin: Shenzhen, China